

SECTION 412-02: Heating/Defrosting/Demisting
REMOVAL AND INSTALLATION

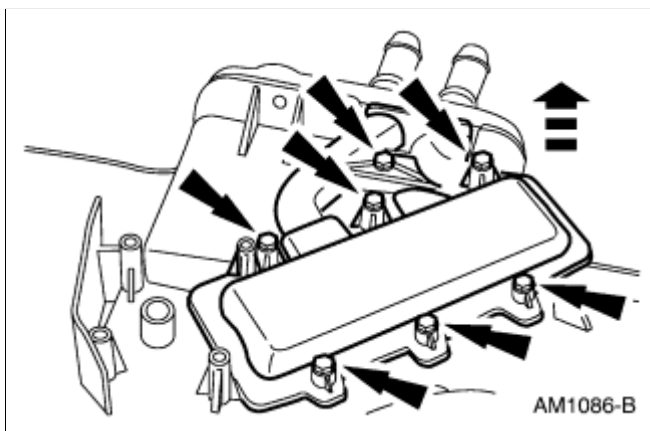
1999 Town Car Workshop Manual
Procedure revision date: 06/06/1998

Heater Core

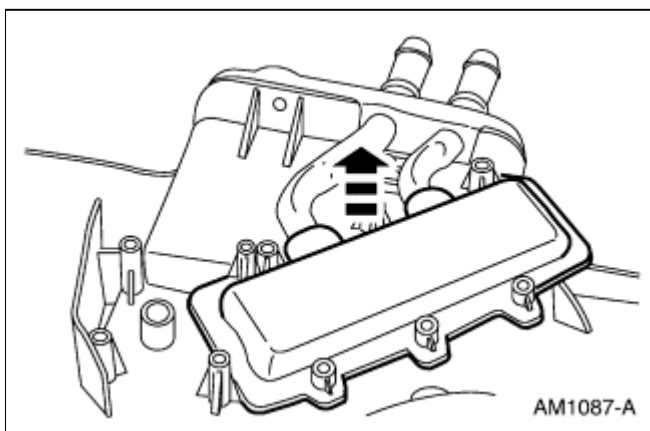
Removal and Installation

NOTE: If a heater core leak is suspected, the heater core must be leak tested before it is removed from the vehicle. For additional information, refer to [Section 412-00](#).


1. Remove the plenum chamber. For additional information, refer to [Section 412-01](#).
2. Remove the screws and the heater core cover.



3. Remove the seal.



4. Remove the heater core.



5. To install, reverse the removal procedure.

