
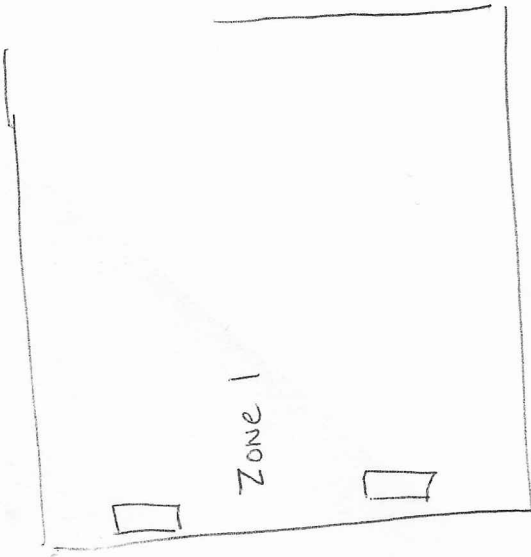
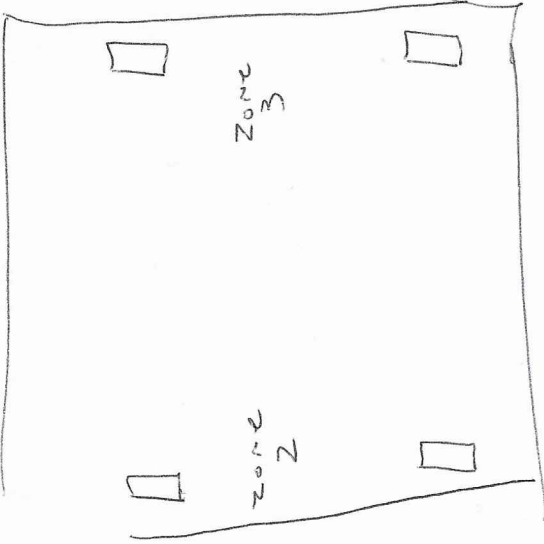


\* AMP = Pyle PDA 46 BT

\* 4 zone channel

Speaker Switch

Selector = Pyle PSS 4



AMP Pyle PDA 46 BT

W-ant	input	output	Speaker	Power
⊖	L	0	+0	0
	R	0	-0	0
⊖	L	0	+0	0
	R	0	-0	0

Switch - Pyle PS 44

